



ACTIVITY GUIDE

There are fun things you can do this summer as you travel in your car! If you want to learn about the history of road trips from the African American perspective, pick up this great book from your local library.



ATTEND THE EXHIBIT

Visit the Mosaic Templars Cultural Center and see the Smithsonian traveling exhibit.

May 20 - July 31, 2021

The Negro Motorist Green Book was created by the Smithsonian Institution Traveling Exhibition Service in collaboration with Candacy Taylor and made possible through the generous support of Exxon Mobil Corporation.



MAKE A WASHRAG TEDDY BEAR

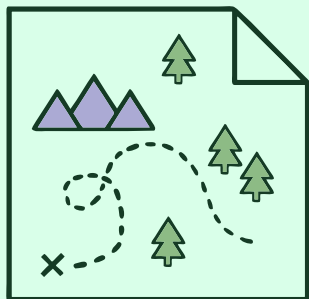
Follow a tutorial on YouTube to turn a regular rag, using only rubber bands and a ribbon, into a teddy like Ruth has.

PACK A PICNIC BASKET

Make a paper basket and fill it with foods that will be safe for Ruth and her family to keep in the car to eat.



<https://www.makeandtakes.com/teddy-bear-picnic-baskets>



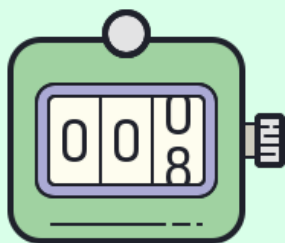
MAKE A PLAN

Use a map of the U.S. or a regional map to make a plan for the family road trip. Kids can follow along by tracing the path on their own map. Plan stops, figure out where to spend the night, and determine how long the trip will take.

<https://gisgeography.com/us-road-map/>

GAS UP

Keep track of one specific brand of service station. See if you can go your whole trip using just that service station.



TALLY-HO!

Be on the lookout for one particular thing. Find yellow vehicles, or vehicles just like yours, or follow particular state license plates. Keep track with a click counter on your phone or in the old-fashioned way - pencil and paper!



ARKANSAS
HERITAGE