


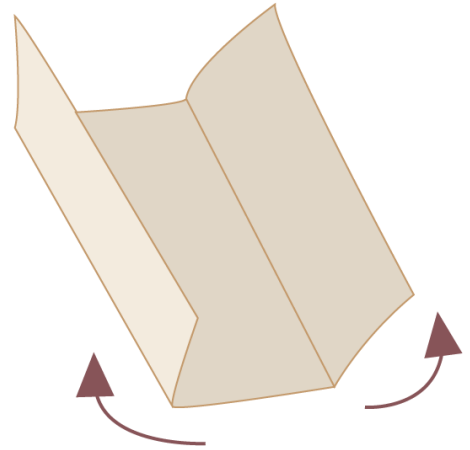
Letter Folding

1



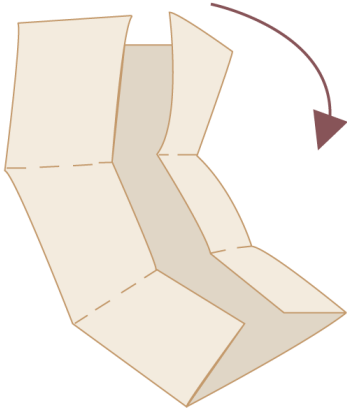
Start with a blank piece of paper

2



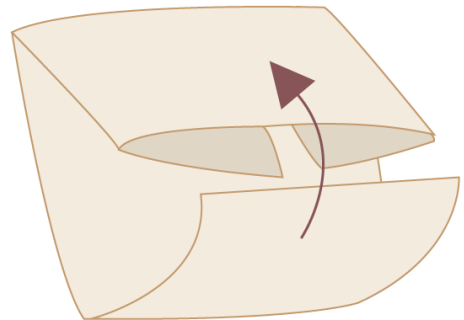
Take left and right edges and fold into the center to meet each other

3



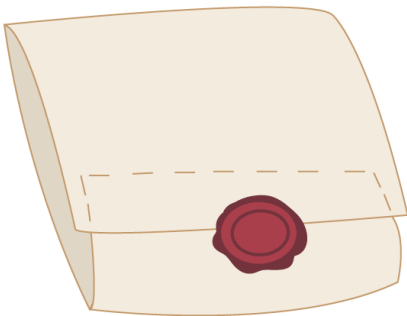
Fold the top down by 1/3

4



Fold the bottom of the letter up and slide into the top opening

5



Seal with wax – or whatever fun stickers and tape you have on hand!

6



Write the name and address on the other side